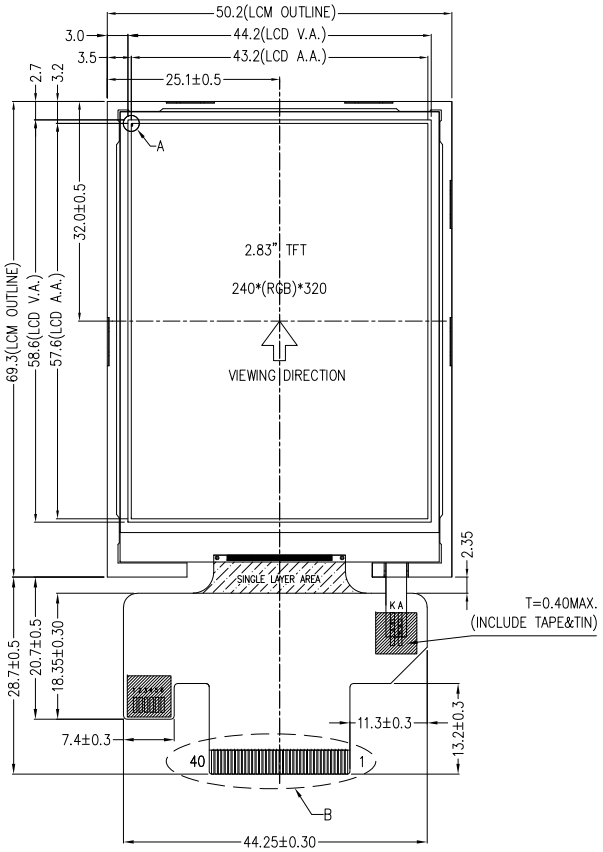

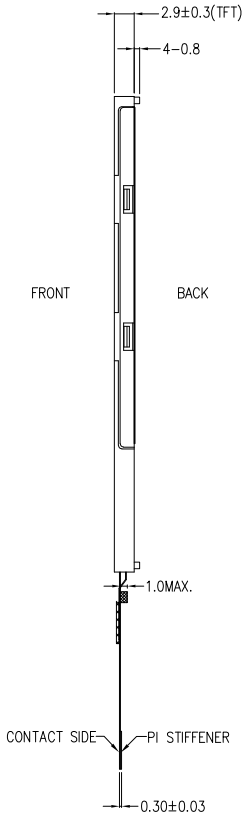

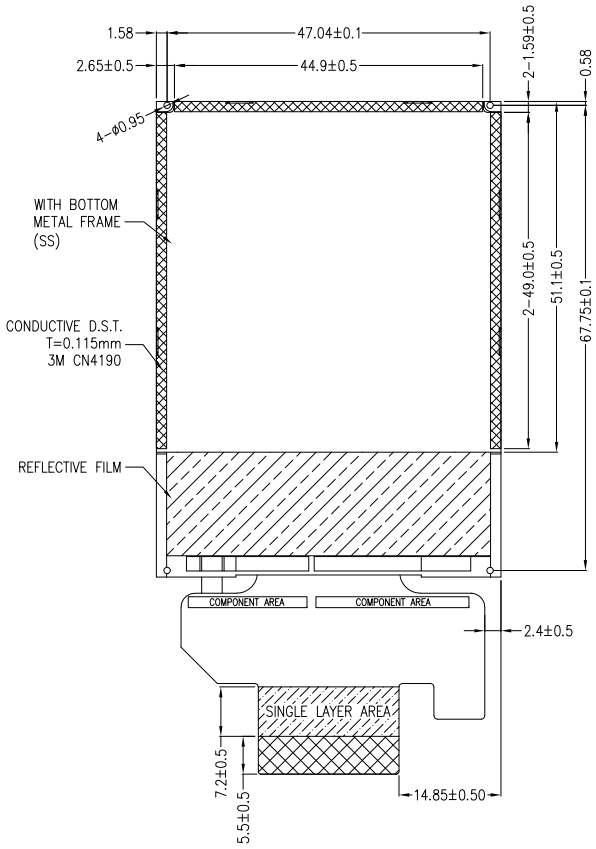

PIN ASSIGNMENT	
PIN	SYMBOL
1	LEDK
2	LEDA
3	IM0
4	IM1
5	IM2
6	RESET
7	HSYNC
8	VSYNC
9	DCLK
10	DE
11	DB17
12	DB16
13	DB15
14	DB14
15	DB13
16	DB12
17	DB11
18	DB10
19	DB9
20	DB8
21	DB7
22	DB6
23	DB5
24	DB4
25	DB3
26	DB2
27	DB1
28	DB0
29	SDO
30	SDI
31	RD
32	WRX
33	D/CX
34	CSX
35	NC
36	NC
37	NC
38	NC
39	VDD
40	GND

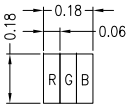

DETAIL A
(SCALE 40:1)

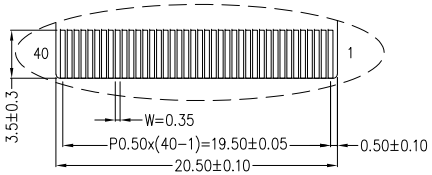

DETAIL B
(SCALE 2:1)

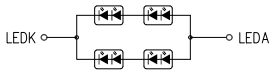

BACKLIGHT CIRCUIT DIAGRAM

NOTES:

1. DISPLAY TYPE: TFT, TRANSMISSIVE, NORMALLY WHITE
2. OPERATING VOLTAGE: VDD=3.3V (TYP.)
3. VIEWING DIRECTION: 6:00 O'CLOCK
4. DRIVER IC: ILI9341V
5. OPERATING TEMP.: -20℃ ~ 70℃
6. STORAGE TEMP.: -30℃ ~ 80℃
7. BACKLIGHT TYPE: WHITE LED, If=40mA, Vf=11.6V~13.2V
8. SURFACE LUMINANCE: 800CD/M^2 (TYP.)
9. TOP POLARIZER SURFACE TREATMENT: GLARE
10. RECOMMEND MATCHING CONNECTOR: HRS FH28-40S-0.5SH OR EQUIVALENT
11. ONLY THE SINGLE LAYER AREA ON FPC IS BENDABLE AND THE MINIMUM BEND RADIUS IS 1.5MM
12. GENERAL TOLERANCE: ±0.2MM
13. ROHS COMPLIANT

VER.	REVISED DESCRIPTION	REVISER	DATE
01	FIRST ISSUE	RITA	2025.04.30

MULTI-INNO TECHNOLOGY CO., LTD.

DRAWN BY:	RITA		MODULE P/N:
CHECKED BY:		SCALE : 1/1	MI0283Q1T-23
APPROVED BY:		UNIT: mm	DESCRIPTION:
VERSION NO:	01	SHEET NO.: 1/1	TFT MODULE